

G.Worrall & Son Ltd

174 Great Suffolk Street London SE1 1PE

Master Locksmiths Est Over 100 Years

ACCESS CONTROL PRODUCT DIRECTORY

Mechanical Digital



Electronic Keypads



Card Access



Audio Video



Electric Locking



Accessories



Intruder Alarms



CCTV



Fire & Deterrent



HOW TO USE THIS DIRECTORY

- This directory has been designed to be easy to use and provide you with detailed information on each of the products featured.
- Each page contains full colour photographs, technical details, product information and order codes to make product selection easy. A full alphabetical and numerical index are included.

How To Use
This Directory

Product Information
Order Codes


ACCESS CONTROL

ASEC A8 Release

Fitting : Rim
Operation : Fail locked/
Fail unlocked
Voltage : 12vAC/12vDC
Current : 12vAC 0.65A
12vDC 0.16A
Holding Force : 259kg/650lbs

FEATURES

- 12vDC continuously rated.
- Inward opening only.
- Low duty.
- To suit Ingersoll SC71 nightlatch.



A	B	C	D	E	F	G	H	I
107	63	63	45	107	28	30	15	14

PRODUCT CODES

AS9552 A8 CP 12vAC F/L Release

AS9551 A8 BP 12vAC F/L Release

AS9556 A8 DC CP 12vDC F/L Release

AS9555 A8DC BP 12vDC F/L Release

AS9554 A8A5 CP 12vDC F/U Release


AS9553 A8A5 BP 12vDC F/U Release

ASEC A1/A95 Release

Fitting : Mortise
Operation : Fail locked/
Fail unlocked
Voltage : 12vAC/12vDC/
24vDC
Current : 12vAC = 0.65A
12vDC = 0.16A
24vDC = 0.08A
Holding Force : 295kg/650lbs

FEATURES

- Low duty.
- 12vDC/24vDC are continuously rated.



A	B	C	D	E	F	G	H	I
160	25	25	31	114	20	40	11	8

PRODUCT CODES

AS9532 A1 12vAC F/L Release

AS9539 A1DC 12vDC F/L Release

AS9540 A1DC24 24vDC F/L Release

AS9557 A95 12vDC F/U Release


AS9558 A9524 24vDC F/U Release

ASEC A21/A25 Release

Fitting : Mortise
Operation : Fail locked/
Fail unlocked
Voltage : 12vAC/12vDC
Current : 12vAC = 0.65A
12vDC = 0.16A
Holding Force : 259kg/650lbs

FEATURES

- Adjustable jaw.
- 12vDC continuously rated.
- Low duty.



A	B	C	D	E	F	G	H	I
160	25	25	31	90	20	42	13-17	6

PRODUCT CODES

AS9545 A21 12vAC F/L Release

AS9546 A21DC 12vDC F/L Release

AS9547 A25 12vDC F/U Release

Product dimension key

A = F/P Height B = F/P Width C = Overall Width D = Overall Depth
E = Body Height F = Body Depth G = Jaw Height H = Jaw Width I = Jaw Depth

Electric Locking

5.03

Product name & reference

Full product information

Operation & features of product

Product group

Full colour product photo

Product codes of featured products

Product dimensions. Refer to dimension key or technical diagrams

Section reference & page number reference

FINISHES & MEASUREMENTS

FINISHES & ABBREVIATIONS

AB	Antique Brass
AG	Anodised Gold
AS	Anodised Silver
BP	Brass Plated
BJ	Black Japanned
BLUX	Brasslux
BLK	Black
BN	Black Nickel
BMA	Bronze Metal Antique
BZP	Bright Zinc Plated
CG	Champagne Gold
CH	Chrome Plated
CP	Chrome Plated
DMG	Dark Metallic Grey
EB	Electro Brass
ENB	Enamelled Nickel Bronze
GAA	Gold Anodised Aluminium
GE	Gold Enamel
GLV	Galvanised
IB	Imitation Bronze
JPD	Japanned
MS	Metallic Silver
NP	Nickel Plated
PAA	Polished Anodised Aluminium
PB	Polished Brass
PC	Polished Chrome
PL	Polished & Lacquered Brass
PSS	Polished Stainless Steel
SAA	Satin Anodised Aluminium
SB	Satin Brass
SC	Satin Chrome
SCP	Satin Chrome Plated
SNP	Satin Nickel Plated
SS	Stainless Steel
SE	Silver Enamelled
WE	White Enamelled
ZP	Zinc Plated

MEASUREMENT CONVERTER

1829mm ——— 72"

1524mm ——— 60"

1219mm ——— 48"

914mm ——— 36"

610mm ——— 24"

305mm ——— 12"

152mm ——— 6"

140mm ——— 5½"

127mm ——— 5"

114mm ——— 4½"

102mm ——— 4"

89mm ——— 3½"

76mm ——— 3"

64mm ——— 2½"

51mm ——— 2"

38mm ——— 1½"

25mm ——— 1"

19mm ——— ¾"

13mm ——— ½"

6.5mm ——— ¼"

Millimetres ——— Inches

ACCESS CONTROL

CODELOCK 2250 Lock

Outside Operation : Thumbturn on operation of code

Inside Operation : Small lever handle-free exit

No. Of Codes : One - always prefixed by 'C'


Combinations : Several thousand

Code Length : 4 to 6

Holdback : N/A

Latch : Low duty 12mm mortice deadlatch

Finishes : Satin Chrome
Polished brass



A	B	C	D	WR
80	60	142	40	✓

OPERATION

- Mechanical retraction of latch upon entry of code.
- Non-sequential code.

FEATURES

- Non handed units.
- Reversible latch.
- Protective clutch mechanism.
- Suitable for rebated doors (see page 1.41).
- Suits 35-55mm thick doors.

PRODUCT CODES

L6994 2250 SC Lock

L6995 2250 PB Lock

CODELOCK 2255 Lock

Outside Operation : Thumbturn on operation of code

Inside Operation : Small lever handle-free exit

No. Of Codes : One - always prefixed by 'C'

Combinations : Several thousand

Code Length : 4 to 6

Holdback : Yes

Latch : Low duty 12mm mortice deadlatch

Finishes : Satin Chrome
Polished brass



A	B	C	D	WR
80	60	142	40	✓

OPERATION

- Mechanical retraction of latch upon entry of code.
- Non-sequential code.

FEATURES

- Non handed units.
- Reversible latch.
- Protective clutch mechanism.
- Suitable for rebated doors (see page 1.41).
- Suits 35-55mm thick doors.

PRODUCT CODES

L6996 2255 SC Lock

L6997 2255 PB Lock

CODELOCK 2255KD Lock


- Outside Operation :** Thumbturn on operation of code or by key
- Inside Operation :** Thumbturn - free exit
- No. Of Codes :** One - always prefixed by 'C'
- Combinations :** Several thousand
- Code Length :** 4 to 6
- Holdback :** Yes
- Latch :** Low duty 12mm mortice deadlatch
- Finishes :** Satin chrome

OPERATION

- Mechanical retraction of latch upon entry of correct code or operation of key.
- Non-sequential code.

FEATURES

- Non handed units.
- Reversible latch.
- Protective clutch mechanism.
- Suitable for rebated doors (see page 1.41).
- Suits 35-55mm thick doors.
- Key override.



A	B	C	D	WR
80	60	142	40	✓

PRODUCT CODES

L12173 2255KD Lock

RELATED PRODUCTS

6265 SH3 blank

CODELOCK 350 Lock Back to Back


- Outside Operation :** Thumbturn on operation of code
- Inside Operation :** Thumbturn on operation of code
- No. Of Codes :** One - always prefixed by 'C'
- Combinations :** Several thousand
- Code Length :** 4 to 6
- Holdback :** N/A
- Latch :** Low duty 12mm mortice deadlatch
- Finishes :** Satin chrome

OPERATION

- Mechanical retraction of latch upon entry of correct code.
- Non-sequential code.

FEATURES

- Non handed units.
- Reversible latch.
- Protective clutch mechanism.
- Suitable for rebated doors (see page 1.41).
- Digital keypad for entry/exit.
- Suits 35-55mm thick doors.



A	B	C	D	WR
80	60	142	40	✓

PRODUCT CODES


L12174 350 Lock

ACCESS CONTROL

CODELOCK Mortice Deadlatch

FEATURES

- Suits 2250 & 2255 series.
- 60mm backset.



PRODUCT CODE

L5900 60mm backset SC
latch

CODELOCK Internal Back Plate

FEATURES

- Backplate only.
- No holdback.



PRODUCT CODE

L8526 B2250 SC
Backplate

L8527 B2250 PB
Backplate

CODELOCK Internal Back Plate

FEATURES

- Backplate only.
- With holdback.



PRODUCT CODE

L8528 B2255 SC
Backplate

L8529 B2255 PB
Backplate



Hints & Tips

When changing codes on Borg, Codelock, Era (290 & 291), Lockey & Lockwood, always hold 'C' button in while adding & removing tumblers. Make sure tumbler has colour showing & square cutout is towards outer edge of case.

ERA 290 Lock


- Outside Operation :** Thumbturn on operation of code
- Inside Operation :** Small lever handle-free exit
- No. Of Codes :** One - always prefixed by 'C'
- Combinations :** Several thousand
- Code Length :** 4 to 6
- Holdback :** N/A
- Latch :** Low duty 12mm mortice deadlatch
- Finishes :** Satin Chrome
Polished brass

OPERATION

- Mechanical retraction of latch upon entry of code.
- Non-sequential code.

FEATURES

- Non handed units.
- Reversible latch.
- Protective clutch mechanism.
- Suitable for rebated doors (see page 1.41).
- Suits 35-55mm thick doors.



A	B	C	D	WR
80	60	142	40	✓

PRODUCT CODES

L11821 290-51 SC Lock

L11822 290-31 PB Lock

ERA 291 Lock

- Outside Operation :** Thumbturn on operation of code
- Inside Operation :** Small lever handle-free exit
- No. Of Codes :** One - always prefixed by 'C'
- Combinations :** Several thousand
- Code Length :** 4 to 6
- Holdback :** Yes
- Latch :** Low duty 12mm mortice deadlatch
- Finishes :** Satin chrome
Polished brass

OPERATION

- Mechanical retraction of latch upon entry of code.
- Non-sequential code.

FEATURES

- Non handed units.
- Reversible latch.
- Protective clutch mechanism.
- Suitable for rebated doors (see page 1.41).
- Suits 35-55mm thick doors.



A	B	C	D	WR
80	60	142	40	✓

PRODUCT CODES

L11823 291-51 SC Lock

L11824 291-31 PB Lock

ACCESS CONTROL

ERA 295 Lock

- Outside Operation :** Thumbturn on operation of code
- Inside Operation :** Thumbturn - free exit
- No. Of Codes :** One - always prefixed by 'C'
- Combinations :** Several thousand
- Code Length :** 4 to 6
- Holdback :** N/A
- Latch :** Low duty 12mm mortice deadlatch
- Finishes :** Grey



A	B	C	D	WR
88	60	166	57	✓

OPERATION

- Mechanical retraction of latch upon entry of code.
- Non-sequential code.

FEATURES

- Non handed units.
- Reversible latch.
- Protective clutch mechanism.
- Suitable for rebated doors ((see page 1.41).
- Non-corrosive toughened plastic casing.
- Suits 35-55mm thick doors.

PRODUCT CODES

L9265 295-41 Grey Lock

ERA 296 Lock

- Outside Operation :** Thumbturn on operation of code
- Inside Operation :** Thumbturn - free exit
- No. Of Codes :** One - always prefixed by 'C'
- Combinations :** Several thousand
- Code Length :** 4 to 6
- Holdback :** Yes
- Latch :** Low duty 12mm mortice deadlatch
- Finishes :** Grey



A	B	C	D	WR
88	60	166	57	✓

OPERATION

- Mechanical retraction of latch upon entry of code.
- Non-sequential code.

FEATURES

- Non handed units.
- Reversible latch.
- Protective clutch mechanism.
- Suitable for rebated doors (see page 1.41).
- Non-corrosive toughened plastic casing.
- Suits 35-55mm thick doors.

PRODUCT CODES

L9264 296-41 Grey Lock

LOCKEY 1150 Lock

- Outside Operation :** Lever handle on operation of code or
- Inside Operation :** passage set option - free access
- No. Of Codes :** One - always prefixed by 'C'
- Combinations :** Several thousand
- Code Length :** 4 to 6
- Holdback :** Passage set facility
- Latch :** Heavy duty 10mm mortice auto deadbolt
- Finishes :** Satin chrome



A	B	C	D	WR
88	60	186	55	✓

OPERATION

- Mechanical retraction of bolt upon entry of code or by passage set mode giving free access.
- Non-sequential code

FEATURES

- Handed units.
- Reversible bolt.
- Protective clutch mechanism.
- Suitable for rebated doors (see page 1.41).
- Passage set facility
- Suits 35-55mm thick doors.

PRODUCT CODES

- L9420 1150R SC Lock (right hand)
- L9397 1150L SC Lock (left hand)

LOCKEY 2200 Lock

- Outside Operation :** Thumbturn on operation of code
- Inside Operation :** By thumbturn - free exit
- No. Of Codes :** One - always prefixed by 'C'
- Combinations :** Several thousand
- Code Length :** 4 to 6
- Holdback :** N/A
- Latch :** Medium duty 20mm rim deadbolt
- Finishes :** Satin chrome
Polished brass
Jet black



A	B	C	D	WR
75	55	142	40	✓

OPERATION

- Mechanical retraction of bolt upon entry of code.
- Non-sequential code.

FEATURES

- Non handed units.
- Protective clutch mechanism.
- Suitable for rebated doors.
- Suits 35-55mm thick doors.

PRODUCT CODES

- 8479 2200 SC Lock
- 8474 2200 PB Lock
- 8476 2200 JB Lock

LOCKEY 2210 Lock

- Outside Operation :** Thumbturn on operation of code
- Inside Operation :** By thumbturn - free exit
- No. Of Codes :** One - always prefixed by 'C'
- Combinations :** Several thousand
- Code Length :** 4 to 6
- Holdback :** N/A
- Latch :** Medium duty 10mm mortice deadbolt
- Finishes :** Satin chrome
Polished brass
Jet black



OPERATION

- Mechanical retraction of bolt upon entry of code.
- Non-sequential code.

FEATURES

- Non handed units.
- Reversible bolt.
- Protective clutch mechanism.
- Suitable for rebated doors (see page 1.41).
- Suits 35-55mm thick doors.

A	B	C	D	WR
80	60	142	40	✓

PRODUCT CODES

8485	2210	SC Lock
8483	2210	PB Lock
8484	2210	JB Lock

LOCKEY 2230NL Lock

- Outside Operation :** Thumbturn on operation of code
- Inside Operation :** N/A
- No. Of Codes :** One - always prefixed by 'C'
- Combinations :** Several thousand
- Code Length :** 4 to 6
- Holdback :** N/A
- Latch :** Satin chrome
- Finishes :** Polished brass



OPERATION

- Mechanical retraction of latch upon entry of correct code.
- Non-sequential code.

FEATURES

- Front digital section only.
- For replacement use.
- For use with own rim nightlatch case.
- NB:- This is the digital section only, not a complete lock.

A	B	C	D	WR
		142	40	✓

PRODUCT CODES

L5395	2230NL	SC Lock
L5396	2230NL	PB Lock

LOCKEY 2430 Lock

- Outside Operation :** Thumbturn on operation of code
- Inside Operation :** Small lever handle - free exit
- No. Of Codes :** One - always prefixed by 'C'
- Combinations :** Several thousand
- Code Length :** 4 to 6
- Holdback :** N/A
- Latch :** Low duty 12mm mortice deadlatch
- Finishes :** Satin chrome
Polished brass

OPERATION

- Mechanical retraction of latch upon entry of correct code.
- Non-sequential code

FEATURES

- Non handed units.
- Reversible latch.
- Protective clutch mechanism.
- Suitable for rebated doors (see page 1.41).
- Suits 35-55mm thick doors.



A	B	C	D	WR
80	60	142	40	✓

PRODUCT CODES

9017	2430	SC Lock
L2615	2430	PB Lock

LOCKEY 2435 Lock


- Outside Operation :** Thumbturn on operation of code
- Inside Operation :** Small lever handle - free exit
- No. Of Codes :** One - always prefixed by 'C'
- Combinations :** Several thousand
- Code Length :** 4 to 6
- Holdback :** Yes
- Latch :** Low duty 12mm mortice deadlatch
- Finishes :** Satin chrome
Polished brass

OPERATION

- Mechanical retraction of latch upon entry of correct code.
- Non-sequential code.

FEATURES

- Non handed units.
- Reversible latch.
- Protective clutch mechanism.
- Suitable for rebated doors (see page 1.41).
- Suits 35-55mm thick doors.



A	B	C	D	WR
80	60	142	40	✓

PRODUCT CODES

9024	2435	SC Lock
L2616	2435	PB Lock

ACCESS CONTROL

LOCKEY 2430DS Lock Back to Back

Outside Operation : Thumbturn on operation of code

Inside Operation : Thumbturn on operation of code

No. Of Codes : One - always prefixed by 'C'


Combinations : Several thousand

Code Length : 4 to 6

Holdback : N/A

Latch : Low duty 12mm mortice deadlatch

Finishes : Satin chrome
Polished brass



A	B	C	D	WR
80	60	142	40	✓

OPERATION

- Mechanical retraction of latch upon entry of correct code.
- Non-sequential code.

FEATURES

- Non handed units.
- Reversible latch.
- Protective clutch mechanism.
- Suitable for rebated doors (see page 1.41).
- Digital keypad for entry/exit
- Suits 35-55mm thick doors.

LOCKEY 2435K Lock

Outside Operation : Thumbturn operation by code or by key

Inside Operation : Small lever handle-free exit

No. Of Codes : One - always prefixed by 'C'


Combinations : Several thousand

Code Length : 4 to 6

Holdback : Yes

Latch : Low duty 12mm mortice deadlatch

Finishes : Satin chrome
Polished brass



A	B	C	D	WR
90	70	142	40	✓

OPERATION

- Mechanical retraction of latch upon entry of correct code.
- Non-sequential code.

FEATURES

- Non handed units.
- Reversible latch.
- Protective clutch mechanism.
- Suitable for rebated doors (see page 1.41).
- Suits 35-55mm thick doors.

PRODUCT CODES

L5166 2430DS SC Lock

L5167 2430DS PB Lock

PRODUCT CODES

L4522 2435K SC Lock

L4548 2435K PB Lock

RELATED PRODUCTS

Key Blank:

L4685 T11 blank

LOCKEY 2500 Lock

- Outside Operation :** Thumbturn on operation of code
- Inside Operation :** By thumbturn - free exit
- No. Of Codes :** One - always prefixed by 'C'
- Combinations :** Several thousand
- Code Length :** 4 to 6
- Holdback :** N/A
- Latch :** Medium duty 20mm rim hookbolt
- Finishes :** Satin chrome



PRODUCT CODES

L5168 2500 SC lock

OPERATION

- Mechanical retraction of bolt upon entry of correct code.
- Non-sequential code.

FEATURES

- Non handed units.
- Medium duty rim hookbolt.
- Protective clutch mechanism.
- Suits 35-55mm thick doors.
- Suitable for sliding doors.

A	B	C	D	WR
40	20	142	40	✓

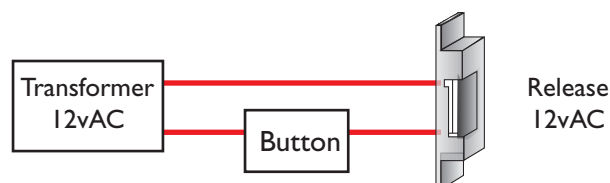


Hints & Tips

Add remote release to most mechanical digital locks by fitting an electric release, transformer and button.

See section 5 for release.

A compatibility table is shown on page 10.19.



LOCKWOOD DGT002 DP Lock

- Outside Operation :** Thumbturn on operation of code
- Inside Operation :** Thumbturn - free exit
- No. Of Codes :** One - always prefixed by 'C'
- Combinations :** Several thousand
- Code Length :** 4 to 6
- Holdback :** Yes
- Latch :** Medium duty 20mm rim deadlatch
- Finishes :** Satin chrome
Polished brass



A	B	C	D	WR
80	60	169	41	✓

OPERATION

- Mechanical retraction of latch upon entry of correct code.
- Non-sequential code.

FEATURES

- Non handed units.
- Non reversible latch - opens in only.
- Protective clutch mechanism.
- Suits 28-45mm thick doors.
- Visi-packed.

LOCKWOOD DGT002 Lock

- Outside Operation :** Thumbturn on operation of code
- Inside Operation :** Thumbturn - free exit
- No. Of Codes :** One - always prefixed by 'C'
- Combinations :** Several thousand
- Code Length :** 4 to 6
- Holdback :** Yes
- Latch :** Medium duty 20mm rim deadlatch
- Finishes :** Satin chrome
Polished brass



A	B	C	D	WR
80	60	169	41	✓

OPERATION

- Mechanical retraction of latch upon entry of correct code.
- Non-sequential code.

FEATURES

- Non handed units.
- Non reversible latch - opens out only.
- Protective clutch mechanism.
- Suits 28-45mm thick doors.

PRODUCT CODES

- L3756 DGT002DP SC Lock
- L3757 DGT002DP PB Lock

PRODUCT CODES

- L7203 DGT002 SC Lock
- L7204 DGT002 PB Lock

LOCKWOOD DGT002 PO

Outside Operation : Thumbturn on operation of code

Inside Operation : N/A

No. Of Codes : One - always prefixed by 'C'

Combinations : Several thousand

Code Length : 4 to 6

Holdback : N/A

Latch : N/A

Finishes : Satin chrome
Polished brass



PRODUCT CODES

L7969 DGT002PO SC
Digital section

L7970 DGT002PO PB
Digital section


OPERATION

- Mechanical retraction of latch upon entry of correct code.
- Non-sequential code.

FEATURES

- Front digital section only.
- For replacement use.
- For use with own rim nightlatch.
- NB:- This is the digital section only, not a complete lock.

A	B	C	D	WR
N/A	N/A	169	41	✓



Hints & Tips

Increase security on Mechanical Digital locks.

- * The longer the code the more secure it is (don't make it too long so that the user cannot remember it).
- * Encourage users to be more discreet when entering code, they can try shielding the unit with hand when operating it.
- * Change code on a regular basis incase unauthorised people have discovered it.

SIMPLEX/UNICAN 1011(1000-1) Lock

Outside Operation : By knob on operation of code

Inside Operation : By knob - free exit

No. Of Codes : 1

Combinations : 1000 +

Code Length : 1 to 5

Holdback : N/A

Latch : Heavy duty 16mm mortice deadlatch

Finishes : Satin chrome
Polished brass



A	B	C	D	WR
110	70	187	79	✓

OPERATION

- Mechanical retraction of latch upon entry of correct sequence of code.

FEATURES

- Non handed.
- Reversible latch.
- Protective clutch mechanism.
- Code change by authorised personnel.
- Fast code change whilst unit fitted.
- Suitable for rebated doors (see page 1.41).
- Suits doors 35-57mm thick.

SIMPLEX/UNICAN 1021B(1000-2) Lock

Outside Operation : By knob on operation of code or by key

Inside Operation : By knob - free exit

No. Of Codes : 1



Combinations : 1000 +

Code Length : 1 to 5

Passage Set : N/A

Latch : Heavy duty 16mm mortice deadlatch

Finishes : Satin chrome
Polished brass



A	B	C	D	WR
110	70	187	79	✓

OPERATION

- Mechanical retraction of latch upon entry of correct sequence of code or by turning key.

FEATURES

- Non handed.
- Reversible latch.
- Protective clutch mechanism.
- Code change by authorised personnel.
- Fast code change whilst unit fitted.
- Suitable for rebated doors (see page 1.41).
- Key by-pass function.
- Suits doors 35-57mm thick.
- Units can be supplied without cylinder for own suited systems.
- Each unit includes 1 control key & 2 user keys.

PRODUCT CODES

2897 1011-26D-41 Lock
(1000-1 SC)

L2931 1011-03-41 Lock
(1000-1 PB)

RELATED PRODUCTS

Accessories - see page 1.30.

Spare Parts - see page 1.31.

PRODUCT CODES

6354 1021B-26D-41 Lock
(1000-2 SC)

L2932 1021B-03-41 Lock
(1000-2 PB)

L3913 1021B-26D-41 Lock
No cylinder

L10348 1021B-03-41 Lock
No cylinder

RELATED PRODUCTS

Keyblank:


L356 BES9 blank

Accessories - see page 1.30.

Spare Parts - see page 1.31.

SIMPLEX/UNICAN 1031 (1000-3) Lock

- Outside Operation :** By knob on operation of code or free access - passage set mode
- Inside Operation :** By knob - free exit
- No. Of Codes :** 1
- Combinations :** 1000 +
- Code Length :** 1 to 5
- Passage Set :** Yes by key or thumbturn
- Latch :** Heavy duty 16mm mortice deadlatch
- Finishes :** Satin chrome
Polished brass



A	B	C	D	WR
110	70	187	79	✓

OPERATION



- Mechanical retraction of latch upon entry of correct sequence of code or engaging passage set mode.

FEATURES

- Non handed.
- Reversible latch.
- Protective clutch mechanism.
- Code change by authorised personnel.
- Fast code change whilst unit fitted.
- Suitable for rebated doors (see page 1.41).
- Passage set mode - allows free access.
- Suits doors 35-57mm thick.

SIMPLEX/UNICAN 1041B(1000-4) Lock

- Outside Operation :** By knob on operation of code or by key or free access - passage set mode
- Inside Operation :** By knob - free exit
- No. Of Codes :** 1
- Combinations :** 1000 +
- Code Length :** 1 to 5
- Passage Set :** Yes by key or thumbturn
- Latch :** Heavy duty 16mm mortice deadlatch
- Finishes :** Satin chrome, Polished brass



A	B	C	D	WR
110	70	187	79	✓

OPERATION

- Mechanical retraction of latch upon entry of correct sequence of code or by turning key or engaging passage set mode.

FEATURES

- Non handed.
- Reversible latch.
- Protective clutch mechanism.
- Code change by authorised personnel.
- Fast code change whilst unit fitted.
- Suitable for rebated doors (see page 1.41).
- Passage set mode - allows free access.
- Key by-pass function.
- Suits doors 35-57mm thick.
- Units can be supplied without cylinder for own suited systems.
- Each unit includes 1 control key & 2 user keys.

PRODUCT CODES

- 3706 1031-26D-41 Lock (1000-3 SC)
- L2933 1031-03-41 Lock (1000-3 PB)

RELATED PRODUCTS

- Accessories - see page 1.30.
- Spare Parts - see page 1.31.

PRODUCT CODES

- 4917 1041B-26D-41 Lock (1000-4 SC)
- L2934 1041B-03-41 Lock (1000-4 PB)
- L3914 1041B-26D-41 Lock No cylinder
- L10349 1041B-03-41 Lock No cylinder

RELATED PRODUCTS

- Keyblank:
L356 BES9 blank
- Accessories - see page 1.30.

- Spare Parts - see page 1.31.

SIMPLEX/UNICAN EE1021B Lock Back to Back

Outside Operation : By knob on operation of code or by key

Inside Operation : By knob on operation of code or by key

No. Of Codes : 1 (per side)

Combinations : 1000 +

Code Length : 1 to 5

Passage Set : N/A

Latch : Heavy duty 16mm mortice deadlatch

Finishes : Satin chrome



A	B	C	D	WR
110	70	187	79	✓

OPERATION

- Mechanical retraction of latch upon entry of correct sequence of code or by turning key.

FEATURES

- Non handed units.
- Reversible latch.
- Protective clutch mechanism.
- Code change by authorised personnel.
- Fast code change whilst unit fitted.
- Suitable for rebated doors (see page 1.41).
- Key by-pass function.
- Suits doors 35-57mm thick.
- Each unit includes 2 keyed alike cylinders, 2 control keys & 4 user keys.

SIMPLEX/UNICAN L1011 (L1000-1) Lock

Outside Operation : By lever handle on operation of code

Inside Operation : Lever handle - free exit

No. Of Codes : 1

Combinations : 1000 +

Code Length : 1 to 5

Passage Set : N/A

Latch : Heavy duty 16mm mortice deadlatch

Finishes : Satin chrome
Polished brass



A	B	C	D	WR
110	70	187	79	✓

OPERATION

- Mechanical retraction of latch upon entry of correct sequence of code.

FEATURES

- Handed units left (LL) or right (LR).
- Reversible latch.
- Protective clutch mechanism.
- Code change by authorised personnel.
- Fast code change whilst unit fitted.
- Suitable for rebated doors (see page 1.41).
- Large user-friendly handle.
- Suits doors 35-57mm thick.

PRODUCT CODES

L11942 EE1021B-26D-41
Lock
(EE1000-2 SC)

L12013 EE1021B-26-41
Lock - no cylinder

RELATED PRODUCTS

Keyblank:
L356 BES9 blank

Accessories - see page 1.30.

Spare Parts - see page 1.31.

PRODUCT CODES

L3178 LR1011-26D-41 Lock
(L1000-1RH SC)

L3179 LL1011-26D-41 Lock
(L1000-1LH SC)

L8450 LR1011-03-41 Lock
(L1000-1RH PB)

L8451 LL1011-03-41 Lock
(L1000-1LH PB)

RELATED PRODUCTS

Accessories - see page 1.30.

Spare Parts - see page 1.31.

SIMPLEX/UNICAN L1021B (L1000-2) Lock

- Outside Operation :** By lever handle on operation of code or by key
- Inside Operation :** Lever handle - free exit
- No. Of Codes :** 1
- Combinations :** 1000 +
- Code Length :** 1 to 5
- Passage Set :** N/A
- Latch :** Heavy duty 16mm mortice deadlatch
- Finishes :** Satin chrome
Polished brass



OPERATION

- Mechanical retraction of latch upon entry of correct sequence of code or turning of key.

FEATURES

- Handed units left (LL) or right (LR).
- Reversible latch.
- Protective clutch mechanism.
- Code change by authorised personnel.
- Fast code change whilst unit fitted.
- Suitable for rebated doors (see page 1.41).
- Large user-friendly handle.
- Key by-pass function.
- Suits doors 35-57mm thick.
- Units can be supplied without cylinder for own suited systems.
- Each unit includes 1 control key & 2 user keys.

A	B	C	D	WR
110	70	187	79	✓

PRODUCT CODES

L3180	LR1021B-26D-41 Lock (L1000-2RH SC)
L3181	LL1021B-26D-41 Lock (L1000-2LH SC)
L8452	LR1021B-03-41 Lock (L1000-2RH PB)
L8453	LL1021B-03-41 Lock (L1000-2LH PB)
L10353	LR1021B-26D-41 Lock No cylinder - RH
L10352	LL1021B-26D-41 Lock No cylinder - LH
L10351	LR1021B-03-41 Lock No cylinder - RH
L10350	LL1021B-03-41 Lock No cylinder - LH

RELATED PRODUCTS

Keyblank:
L356 BES9 blank
Accessories - see page 1.30.

Spare Parts - see page 1.31.

SIMPLEX/UNICAN L1031 (L1000-3) Lock

- Outside Operation :** By lever handle on operation of code or free access - passage set mode
- Inside Operation :** Lever handle - free exit
- No. Of Codes :** 1
- Combinations :** 1000 +
- Code Length :** 1 to 5
- Passage Set :** Yes by key or thumbturn
- Latch :** Heavy duty 16mm mortice deadlatch
- Finishes :** Satin chrome
Polished brass



OPERATION

- Mechanical retraction of latch upon entry of correct sequence of code or engaging passage set mode.

FEATURES

- Handed units left (LL) or right (LR).
- Reversible latch.
- Protective clutch mechanism.
- Code change by authorised personnel.
- Fast code change whilst unit fitted.
- Suitable for rebated doors (see page 1.41).
- Large user-friendly handle.
- Key by-pass function.
- Passage set mode - allows free access.
- Suits doors 35-57mm thick.

A	B	C	D	WR
110	70	187	79	✓

PRODUCT CODES

L8442	LR1031-26D-41 Lock (L1000-3RH SC)
L8443	LL1031-26D-41 Lock (L1000-3LH SC)
L8454	LR1031-03-41 Lock (L1000-3RH PB)
L8455	LL1031-03-41 Lock (L1000-3LH PB)

RELATED PRODUCTS

Accessories - see page 1.30.

Spare Parts - see page 1.31.

SIMPLEX/UNICAN L1041B (L1000-4) Lock

- Outside Operation :** By lever handle on operation of code or by key or free access - passage set mode
- Inside Operation :** Lever handle - free exit
- No. Of Codes :** 1
- Combinations :** 1000 +
- Code Length :** 1 to 5
- Passage Set :** Yes by key or thumbturn
- Latch :** Heavy duty 16mm mortice deadlatch
- Finishes :** Satin chrome
Polished brass



OPERATION

- Mechanical retraction of latch upon entry of correct sequence of code by turning of key or free access - passage set mode.

FEATURES

- Handed units left (LL) or right (LR).
- Reversible latch.
- Protective clutch mechanism.
- Code change by authorised personnel.
- Fast code change whilst unit fitted.
- Suitable for rebated doors (see page 1.41).
- Large user-friendly handle.
- Key by-pass function.
- Passage set mode - allows free access.
- Suits doors 35-57mm thick.
- Units can be supplied without cylinder for own suited systems.
- Each unit includes 1 control key & 2 user keys.

A	B	C	D	WR
110	70	187	79	✓

PRODUCT CODES

- L8444 LR1041B-26D-41 Lock (L1000-4RH SC)
- L8445 LL1041B-26D-41 Lock (L1000-4LH SC)
- L8456 LR1041B-03-41 Lock (L1000-4RH PB)
- L8457 LL1041B-03-41 Lock (L1000-4LH PB)
- L10357 LR1041B-26D-41 Lock No cylinder - RH
- L10356 LL1041B-26D-41 Lock No cylinder - LH
- L10355 LR1041B-03-41 Lock No cylinder - RH
- L10354 LL1041B-03-41 Lock No cylinder - LH

RELATED PRODUCTS

Accessories - see page 1.30.

Spare Parts - see page 1.31.

SIMPLEX/UNICAN LP1021B (LP1000) Lock

- Outside Operation :** By lever handle on operation of code or by key
- Inside Operation :** By pad bar/crash bar - free exit
- No. Of Codes :** 1
- Combinations :** 1000 +
- Code Length :** 1 to 5
- Passage Set :** N/A
- Latch :** Dependant on exit device used
- Finishes :** Satin chrome



OPERATION

- Mechanical retraction of latch upon entry of correct sequence of code or by turning of key.

FEATURES

- Handed units.
- Reversible latch.
- Protective clutch mechanism.
- Fast code change whilst unit fitted.
- For use with surface mount panic hardware.
- Key by-pass facility.
- Suits doors 35-57mm thick.
- Each unit includes 1 control key & 2 user keys.

A	B	C	D	WR
127	N/A	222	111	✓

PRODUCT CODES

- L11940 LLP1020B-26D - LH Lock
- L11941 LRP1020B-26D - RH Lock
- L12014 LLP1020B-26D - LH Lock - no cylinder
- L12015 LRP1020B-26D - RH Lock - no cylinder

RELATED PRODUCTS

Keyblank:
L356 BES9 blank

Accessories - see page 1.30.

Spare Parts - see page 1.31.

SUITABLE ESCAPE DEVICES

PUSH PAD

- 2296 Briton 1438 LH
- 2297 Briton 1438 RH

PANIC LATCH

- L4084 Briton 378 LH
- L4085 Briton 378 RH
- Hand of escape device is opposite to LP1000.

SIMPLEX/UNICAN 3000

Outside Operation : By thumbturn on operation of code or by key

Inside Operation : Thumbturn/lever handle or paddle handle - free exit

No. Of Codes : 1

Combinations : 1000 +

Code Length : 1 to 5

Holdback : Yes, by key

Latch : Operates with Adams Rite 4710/4720 mortice deadlatch

Finishes : Satin chrome

OPERATION

- Mechanical retraction of latch upon entry of correct sequence of code or by turning of key.

FEATURES

- Front body is non handed (although drive plate is).
- Reversible latch uses Adams Rite lock case.
- Protective clutch mechanism.
- Fast code change whilst unit fitted.
- Key by-pass function.
- Hold back facility via code & cylinder.
- Choice of exit devices - see related products.
- Choice of backset sizes 24/28/38mm.
- Code disable feature by key.
- Suits doors 35-57mm thick.



3000-1

A	B	C	D	WR
44	24	244	40	✓
48	28	244	40	✓
58	38	244	40	✓



Drive Assembly

PRODUCT CODES

For a complete assembly you require :-

1. Combination lock housing
2. Drive assembly
3. Lockcase
4. Faceplate
5. Striking plate
6. Mounting clips
7. Screw-in cylinder
8. Egress hardware

RELATED PRODUCTS

Accessories - see below.

Spare Parts - see page 1.31.

order code Model Ref. Finish Hand Description

L2641	3000-1	SC		Combination lock housing
4893	3010	BLK	RH	24, 28 or 38mm drive assembly
3142	3020	BLK	LH	24, 28 or 38mm drive assembly
4902	3030	BLK	RH	28mm or 38mm drive assembly
1467	3040	BLK	LH	28mm or 38mm drive assembly

**1, 2
Combination
Hardware**

4332	4710-200			24mm lockcase
4336	4710-300			28mm lockcase
4337	4710-400			38mm lockcase
4399	24-4710-000	SAA		Flat faceplate
4402	24-4710-000	SAA		Radius faceplate
4514	4502-01	SAA		Flat strike plate
4518	4502-02	SAA		Radius strike plate
4711	4104-01			Mounting clips (pair)

**3, 4, 5, 6
Locking
Hardware For
Aluminium
Doors**

L2685	4720-401			38mm lockcase
L2686	24-4720-001	SAA		Flat face plate
L2687	4506-630			Flat strike plate

**3, 4, 5
Locking
Hardware For
Timber Doors**

L6109	A5 RM1Cyl KD	NP		Screw-in cylinder
4609	4067	SAA		Thumbturn
L10341	4568-011	SAA		Lever handle + cam
4686	4590-01	SAA		Paddle handle - pull to left
4691	4590-02	SAA		Paddle handle - pull to left
4694	4590-03	SAA		Paddle handle - pull to right
4699	4590-04	SAA		Paddle handle - pull to right

**7, 8
Egress
Hardware**

SIMPLEX/UNICAN 4000 Lock

- Outside Operation :** Lever handle on operation of code or by key or passage set
- Inside Operation :** Lever handle - free exit
- No. Of Codes :** 18
- Combinations :** Up to 1,000,000
- Code Length :** 3 to 6 digits
- Passage Set :** Yes, programmable
- Latch :** Heavy duty 16mm mortice deadlatch
- Finishes :** Satin chrome



OPERATION

- A battery operated clutch release mechanism allows mechanical retraction of latch upon entry of correct sequence of code or by turning of key or passage set - allows free access.

FEATURES

- Handed units-reversible, but not recommended.
- Reversible latch.
- Protective clutch mechanism.
- Code change by authorised personnel.
- Suitable for rebated doors (see page 1.41).
- Audible & visual verification.
- Key by-pass facility.
- Remote unlocking facility - normally open button or switch.
- Suits doors 35-51mm thick.
- Fully programmable from keypad.
- Each unit includes 1 control key & 2 user keys.

A	B	C	D	WR
110	70	119	65	✓

EXTRA FEATURES

- Variable lock open times.
- 18 user codes - 3 groups of 6 codes.
- Incorrect code lock-out.
- Programming protected by 8 digit digital master code.
- Audible & visual low battery warning.
- Partial & complete reset facility.

PRODUCT CODES


- L9511 R4151B-626-41 lock (4000 RH)
- L9512 L4151B-626-41 Lock (4000 LH)

RELATED PRODUCTS

- Accessories - see page 1.30.
- Spare Parts - see page 1.31.

SIMPLEX/UNICAN 6204 Lock

- Outside Operation :** Thumbturn on operation of code
- Inside Operation :** By knob - free exit
- No. Of Codes :** 1
- Combinations :** 1,000 +
- Code Length :** 1 to 5 digits
- Latch :** Medium duty 13mm mortice deadlatch
- Finishes :** Black
Gold
Grey



OPERATION

- Mechanical retraction of latch upon entry of correct sequence of code.

FEATURES

- Non handed units.
- Reversible latch.
- Protective clutch mechanism.
- Fast code change whilst unit fitted.
- Suitable for rebated doors (see page 1.41).
- Suits doors 35-54mm thick.

A	B	C	D	WR
105	70	149	70	✓

PRODUCT CODES

- L11837 6204-85-4 Lock (black)
- L11838 6204-60-41 Lock (gold)
- L11839 6204-86-41 Lock (grey)

RELATED PRODUCTS

- Accessories - see page 1.30.
- Spare Parts - see page 1.31.

SIMPLEX/UNICAN 7002 Lock


- Outside Operation :** Thumbturn on operation of code
Inside Operation : Thumbturn - free exit
No. Of Codes : 1
Combinations : 1000 +
Code Length : 1 to 5 digits
Holdback : N/A
Latch : Medium duty 25mm mortice deadbolt
Finishes : Satin chrome
 Polished brass

OPERATION

- Mechanical retraction of bolt upon entry of correct sequence of code.

FEATURES

- Non handed units.
- Protective clutch mechanism.
- Fast code change whilst unit fitted.
- Suitable for rebated doors (see page 1.41).
- Suits doors 35-57mm thick.



A	B	C	D	WR
98	70	155	56	✓

PRODUCT CODES

- L8620 7002-26D-41 (SC)
Lock
 L8621 7002-03-41 (PB)
Lock

RELATED PRODUCTS

Spare Parts - see page 1.31.

SIMPLEX/UNICAN 7008 Lock


- Outside Operation :** Thumbturn on operation of code
Inside Operation : Thumbturn - free exit
No. Of Codes : 1
Combinations : 1000 +
Code Length : 1 to 5 digits
Holdback : N/A
Latch : Medium duty 25mm mortice deadbolt
Finishes : Satin chrome

OPERATION

- Mechanical retraction of bolt upon entry of correct sequence of code.

FEATURES

- Non handed units.
- Reversible bolt.
- Protective clutch mechanism.
- Fast code change whilst unit fitted.
- Suitable for rebated doors (see page 1.41).
- Suits doors 35-57mm thick.



A	B	C	D	WR
98	60	155	56	✓

PRODUCT CODES

- L11579 7008-26D-51 (SC)
Lock

RELATED PRODUCTS

Spare Parts - see page 1.31.

SIMPLEX/UNICAN 7004 Lock

- Outside Operation :** Thumbturn on operation of code
Inside Operation : Thumbturn - free exit
No. Of Codes : 1
Combinations : 1000 +
Code Length : 1 to 5 digits
Holdback : N/A
Latch : Medium duty 13mm mortice deadlatch
Finishes : Satin chrome
 Polished brass



OPERATION

- Mechanical retraction of latch upon entry of correct sequence of code.

FEATURES

- Non handed units.
- Reversible latch.
- Protective clutch mechanism.
- Fast code change whilst unit fitted.
- Suitable for rebated doors (see page 1.41).
- Available in visi-pack version.
- Suits doors 35-57mm thick.

A	B	C	D	WR
98	70	155	56	✓

PRODUCT CODES


- L3288 7004-26D-41 (SC) Lock
 L3289 7004-03-41 (PB) Lock
 L4756 7004B-26D-51 (SC) Lock - Visi Pack
 L4757 7004B-03-51 (PB) Lock - Visi Pack

RELATED PRODUCTS

Spare Parts - see page 1.31.

SIMPLEX/UNICAN 7014 Lock

- Outside Operation :** Thumbturn on operation of code
Inside Operation : Thumbturn - free exit
No. Of Codes : 1
Combinations : 1000 +
Code Length : 1 to 5 digits
Holdback : N/A
Latch : Medium duty 13mm mortice deadlatch
Finishes : Satin chrome
 Polished brass



OPERATION

- Mechanical retraction of latch upon entry of correct sequence of code.

FEATURES

- Non handed units.
- Reversible latch.
- Protective clutch mechanism.
- Fast code change whilst unit fitted.
- Suitable for rebated doors (see page 1.41).
- Adjustable latch backset 60/70mm.
- Suits doors 35-57mm thick.

A	B	C	D	WR
98	60/70	155	56	✓

PRODUCT CODES

- L11840 7014-26D-41 (SC) Lock
 L11841 7014-03-41 (PB) Lock

RELATED PRODUCTS

Spare Parts - see page 1.31.

SIMPLEX/UNICAN 7006 Lock

- Outside Operation :** Thumbturn on operation of code
- Inside Operation :** Thumbturn - free exit
- No. Of Codes :** 1
- Combinations :** 1000 +
- Code Length :** 1 to 5 digits
- Holdback :** 90° turn of internal thumbturn
- Latch :** Medium duty 16mm rim deadlatch
- Finishes :** Satin chrome
Black
* rim case always black



A	B	C	D	WR
98	70	155	56	✓

OPERATION



- Mechanical retraction of latch upon entry of correct sequence of code.

FEATURES

- Non handed units.
- Reversible latch.
- Protective clutch mechanism.
- Fast code change whilst unit fitted.
- Suits doors 35-57mm thick.

SIMPLEX/UNICAN 917 (NL100) Lock

- Outside Operation :** Thumbturn on operation of code
- Inside Operation :** Thumbturn - free exit
- No. Of Codes :** 1
- Combinations :** 1000 +
- Code Length :** 1 to 5 digits
- Holdback :** Yes
- Latch :** Medium duty 16mm rim deadlatch
- Finishes :** Satin chrome



A	B	C	D	WR
94	65	127		✓

OPERATION

- Mechanical retraction of latch upon entry of correct sequence of code.

FEATURES

- Non handed units.
- Reversible latch.
- Protective clutch mechanism.
- Fast code change whilst unit fitted.
- Suits doors 35-38mm thick.

PRODUCT CODES

- L4442 7006-26D-41 (SC) Lock
- L5898 7006-19-41 (Blk) Lock

RELATED PRODUCTS

Spare Parts - see page 1.31.

PRODUCT CODES

- S00019 917-0000-26D-41 (NL100 SC) Lock

RELATED PRODUCTS

Accessories - see page 1.30.

Spare Parts - see page 1.31.

SIMPLEX/UNICAN 919 (NL200) Lock



- Outside Operation :** By thumbturn on operation of code
- Inside Operation :** Thumbturn - free exit
- No. Of Codes :** 1
- Combinations :** 1000 +
- Code Length :** 1 to 5 digits
- Holdback :** Yes
- Latch :** Medium duty 16mm rim deadlatch
- Finishes :** Satin chrome
Satin brass

OPERATION

- Mechanical retraction of latch upon entry of correct sequence of code.

FEATURES

- Non handed units.
- Reversible latch.
- Protective clutch mechanism.
- Fast code change whilst unit fitted.
- Suits doors 44-54mm thick.



A	B	C	D	WR
94	65	127		✓

PRODUCT CODES

- 4910 919-0000-26D-41
(NL200 SC) Lock
- 6018 919-0000-04-41
(NL200 SB) Lock

RELATED PRODUCTS

Accessories - see page 1.30.

Spare Parts - see page 1.31.

SIMPLEX/UNICAN 919-3 (NL200-03) Lock



- Outside Operation :** By thumbturn on operation of code
- Inside Operation :** Small lever handle - free exit
- No. Of Codes :** 1
- Combinations :** 1000 +
- Code Length :** 1 to 5 digits
- Holdback :** Yes
- Latch :** Medium duty 16mm rim deadlatch
- Finishes :** Satin chrome

OPERATION

- Mechanical retraction of latch upon entry of correct sequence of code.

FEATURES

- Non handed units.
- Reversible latch.
- Protective clutch mechanism.
- Fast code change whilst unit fitted.
- Suits doors 44-54mm thick.



A	B	C	D	WR
94	65	127		✓

PRODUCT CODES

- L683 919-3000-26D-41
(NL200-03 SC) Lock

RELATED PRODUCTS

Accessories - see page 1.30.

Spare Parts - see page 1.31.

SIMPLEX/UNICAN 938 (NLM200) Lock

Outside Operation : By thumbturn on operation of code or by key

Inside Operation : Thumbturn - free exit

No. Of Codes : 1



Combinations : 1000 +

Code Length : 1 to 5 digits

Holdback : Yes

Latch : Medium duty 16mm rim deadlatch

Finishes : Satin chrome
Satin brass



A	B	C	D	WR
94	65	127		✓

OPERATION

- Mechanical retraction of latch upon entry of correct sequence of code or by turning key.

FEATURES

- Non handed units.
- Reversible latch.
- Protective clutch mechanism.
- Fast code change whilst unit fitted.
- Key override facility
- Suits doors 44-54mm thick.

SIMPLEX/UNICAN 904 (DL200) Lock

Outside Operation : By thumbturn on operation of code

Inside Operation : Thumbturn - free exit

No. Of Codes : 1



Combinations : 1000 +

Code Length : 1 to 5 digits

Holdback : Yes

Latch : Medium duty 25mm rim deadbolt

Finishes : Satin chrome



A	B	C	D	WR
94	65	127		✓

OPERATION

- Mechanical retraction of bolt upon entry of correct sequence of code.

FEATURES

- Non handed units.
- Protective clutch mechanism.
- Fast code change whilst unit fitted.
- Suits doors 44-54mm thick.

PRODUCT CODES

4916 938-0000-26D-41
(NLM200 SC) Lock

6380 938-0000-04-41
(NLM200 SB) Lock

RELATED PRODUCTS

Accessories - see page 1.30.

Spare Parts - see page 1.31.

PRODUCT CODES

4901 904-0000-26D-41
Lock

RELATED PRODUCTS

Accessories - see page 1.30.

Spare Parts - see page 1.31.

ACCESS CONTROL

Cylinder - Combination Plug

- Suits 1000, L1000 & 6000 series.



PRODUCT CODE

L4609 201787 SC

Cylinder - Passage Set

- Suits 1000 & L1000 series.



PRODUCT CODE

L4611 201818 SC

Thumbturn - Passage Set

- Suits 1000 & L1000 series.



PRODUCT CODE

L4610 201807 SC

Installation Wrench

- Suits 1000, L1000 & 6000 series.



PRODUCT CODE

L3951 201278

Simplex/Unican Key Combination Change

- Suits 1000, L1000 & 6000 series.



PRODUCT CODE

L3943 201298 (DF59)

Simplex/Unican Key Passage Set

- Suits 1000 series.



PRODUCT CODE

L3944 201422 (DF5)

Simplex Unican - Surface Strike

- Suits 900 series.



PRODUCT CODE

4914 74464 SC (101)
Strike

L4970 74464 SB (101)
Strike

Simplex Unican - Plate Face & Turn

- Suits 900 series.




PRODUCT CODE

L4047 74118 SC
Face & turn

Simplex Unican Turn Only

- Suits 900 series.



PRODUCT CODE

L12516 74068 SC Turn

Simplex Unican Holding Bracket

- Suits 900 series.



PRODUCT CODE

L12517 24063 Bracket

Simplex Unican Manuals



PRODUCT CODE

L12510 1000 Series Manual
L12511 L1000 Series Manual
L12512 7000 Series Manual
L12513 6204 Series Manual
L12514 3000 Series Manual
L12515 900 Series Manual

WEISER GARDLOK E300 Digi Unit

- Outside Operation :** Thumbturn on operation of code
- Inside Operation :** Thumbturn - lever handle or paddle handle - free exit
- No. Of Codes :** 10 - 1 master 9 user
- Code Length :** 6 digits
- Latch :** Operates with Adams Rite MS1850 mortice hooklock
- Finishes :** Satin aluminium

OPERATION

- Battery operated release mechanism which allows mechanical retraction of bolt upon entry of correct sequence of code.

FEATURES

- Non handed units.
 - Audible & visual verification.
 - Code change by authorised personnel.
 - Fully programmable by keypad.
- NB:- This is a digital unit only, a lock and egress device are required.



A	B	C	D	WR
46	24	135	43	✓
50	28	135	43	✓
60	38	135	43	✓

PRODUCT CODES

L11547 E300 SA
Digital Unit

RELATED PRODUCTS

For compatible Adams Rite hardware see page 5.37.

WEISER GARDLOK E301 Digi Unit

- Outside Operation :** Thumbturn on operation of code
- Inside Operation :** Thumbturn - lever handle or paddle handle - free exit
- No. Of Codes :** 10 - 1 master 9 user
- Code Length :** 6 digits
- Latch :** Operates with Adams Rite 4710/4720 mortice deadlatch
- Finishes :** Satin aluminium

OPERATION

- Battery operated release mechanism which allows mechanical retraction of latch upon entry of correct sequence of code.

FEATURES

- Non handed units.
 - Reversible latch uses Adams Rite 4710/4720.
 - Code change by authorised personnel.
 - Audible & visual verification.
 - Fully programmable by keypad.
- NB:- This is a digital unit only, a lock and egress device are required.



A	B	C	D	WR
45	24	135	43	✓
50	28	135	43	✓
60	38	135	43	✓

PRODUCT CODES

L11548 E301 SA
Digital Unit

RELATED PRODUCTS

For compatible Adams Rite hardware see page 5.37.

WEISER GARDLOK E311 Lock

- Outside Operation :** Thumbturn on operation of code
Inside Operation : Lever handle - free exit
 10 - 1 master 9 user
No. Of Codes : 6 digits
Code Length : Low duty 12mm
Latch : Mortice deadlatch
Finishes : Satin aluminium

OPERATION

- Battery operated release mechanism which allows mechanical retraction of latch upon entry of correct sequence of code.

FEATURES

- Non handed units.
- Reversible latch.
- Adjustable backset latch 60/70mm.
- Code change by authorised personnel.
- Audible & visual verification.
- Fully programmable by keypad.
- Suitable for rebate doors (see below).



A	B	C	D	WR
82	60	135	43	✓
92	70	135	43	✓

UNION Rebate Set

SUITS THE FOLLOWING

Borg	Lockey
- BL2000	- 1150
BL2200	2210
BL3700	2430
Codelock	2435
- 2250	2430DS
2255KD	2435K
350	Simplex/Unican
Era	- 1000
- 290-31	L1000
291-31	4000
295-41	6000
296-41	7000 - not 7006
	Weiser
	- E311



PRODUCT CODE

L656	9094 13mm SC Rebate Set
L655	9094 13mm PB Rebate Set
L658	9094 25mm SC Rebate Set
L657	9094 25mm PB Rebate Set